



Urbanisation and Population Ageing

Dr Helen Barrie

Research Fellow

Hugo Centre for Migration and Population Research





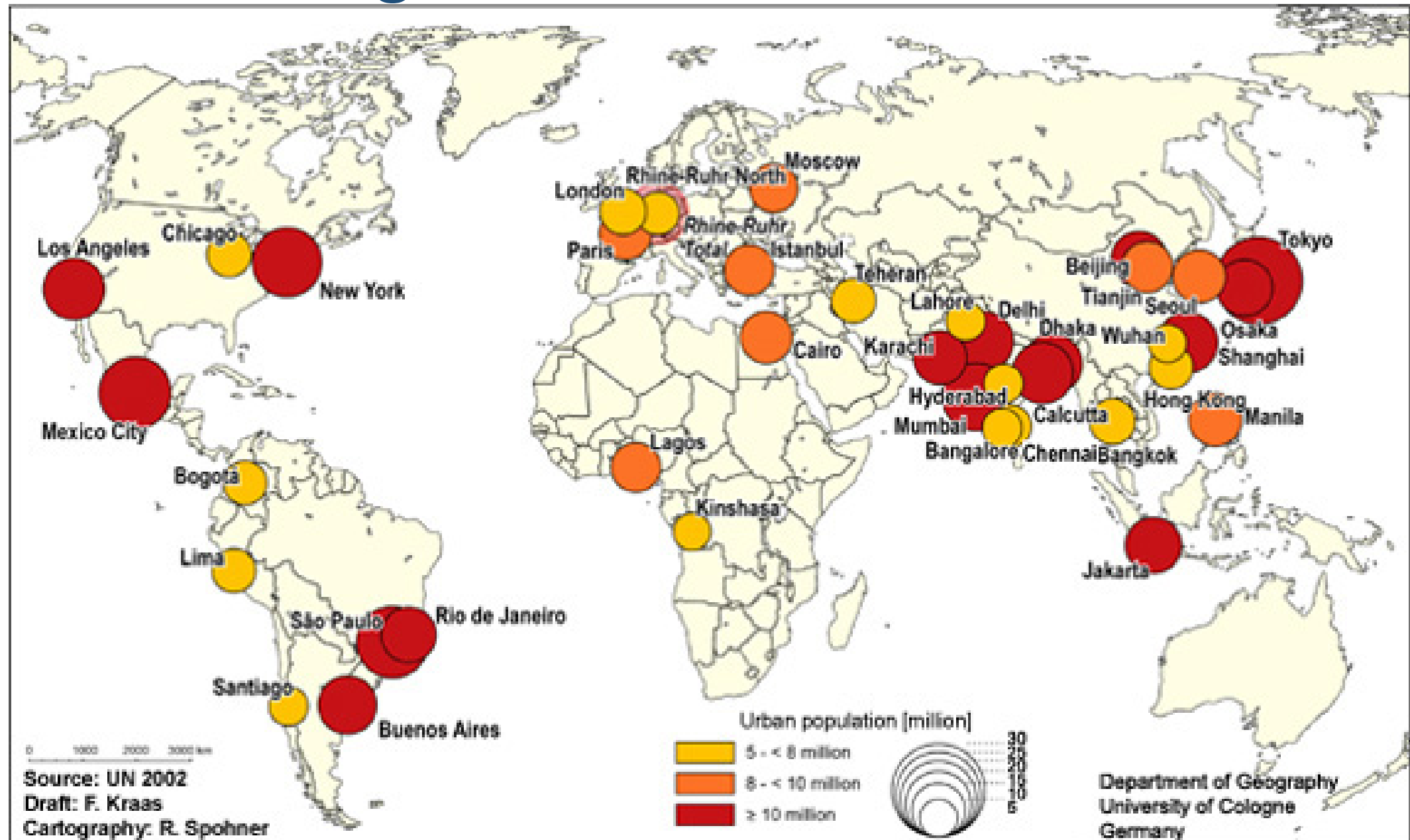


可喜髮廊

可喜髮廊



Megacities Around the World





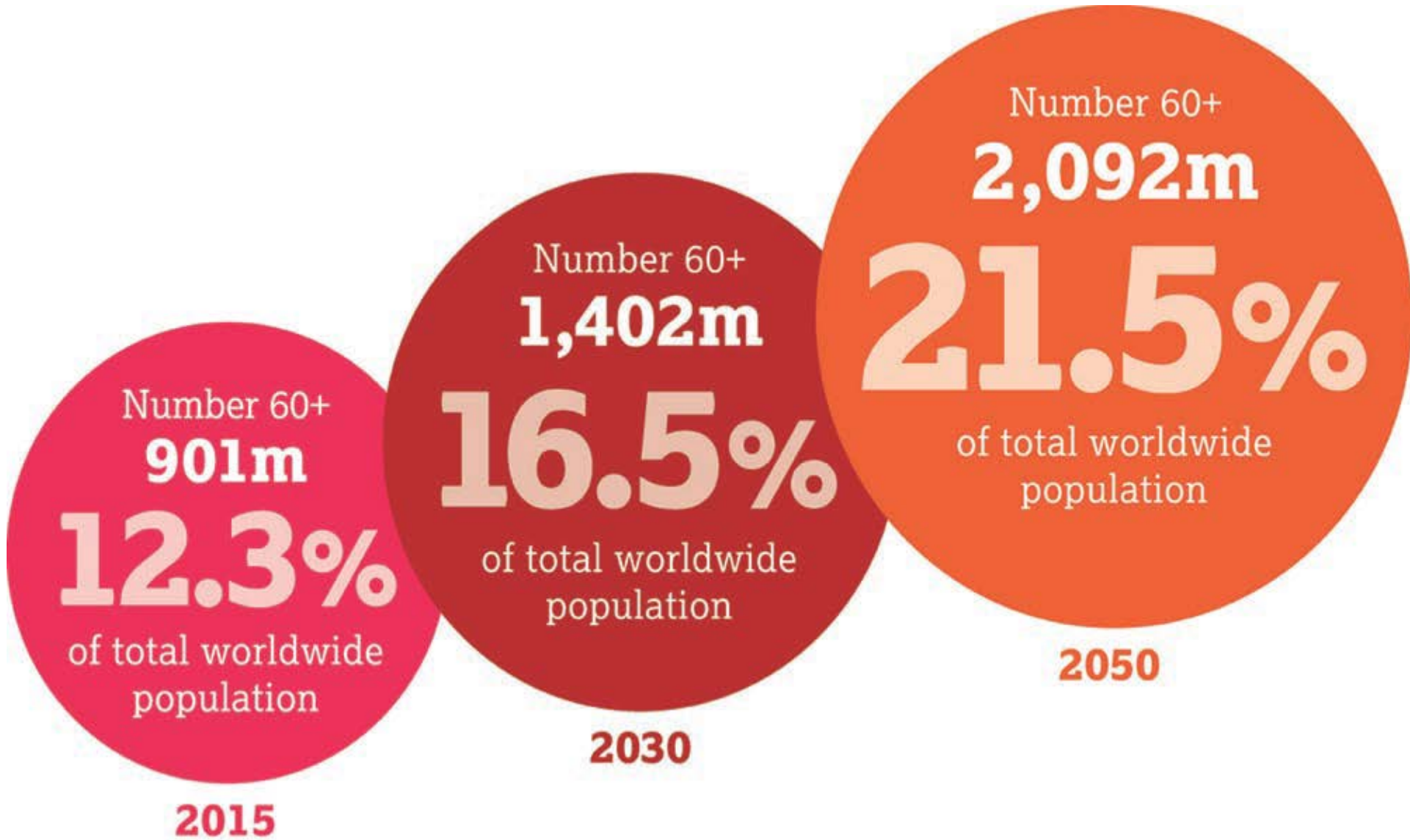
World's Mega Cities (2016)

1	Tokyo, Japan	38,140,000	17	Lagos, Nigeria	13,661,000
2	Delhi, India	26,454,000	18	Manila, Philippines	13,131,000
3	Shanghai, China	24,484,000	19	Guangzhou, China	13,070,000
4	Mumbai, India	21,357,000	20	Rio de Janeiro, Brazil	12,981,000
5	Sao Paulo, Brazil	21,297,000	21	Los Angeles-Long Beach, USA	12,317,000
6	Beijing, China	21,240,000	22	Moscow, Russian Federation	12,260,000
7	Mexico City, Mexico	21,157,000	23	Kinshasa, Dem Rep of Congo	12,071,000
8	Osaka, Japan	20,337,000	24	Tianjin, China	11,558,000
9	Cairo, Egypt	19,128,000	25	Paris, France	10,925,000
10	New York-Newark, USA	18,604,000	26	Shenzen, China	10,828,000
11	Dhaka, Bangladesh	18,237,000	27	Jakarta, Indonesia	10,483,000
12	Karachi, Pakistan	17,121,000	28	Bangalore, India	10,456,000
13	Buenos Aires, Argentina	15,334,000	29	London, UK	10,434,000
14	Kolkata, India	14,980,000	30	Chennai, India	10,163,000
15	Istanbul, Turkey	14,365,000	31	Lima, Peru	10,072,000
16	Chongqing, China	13,744,000			

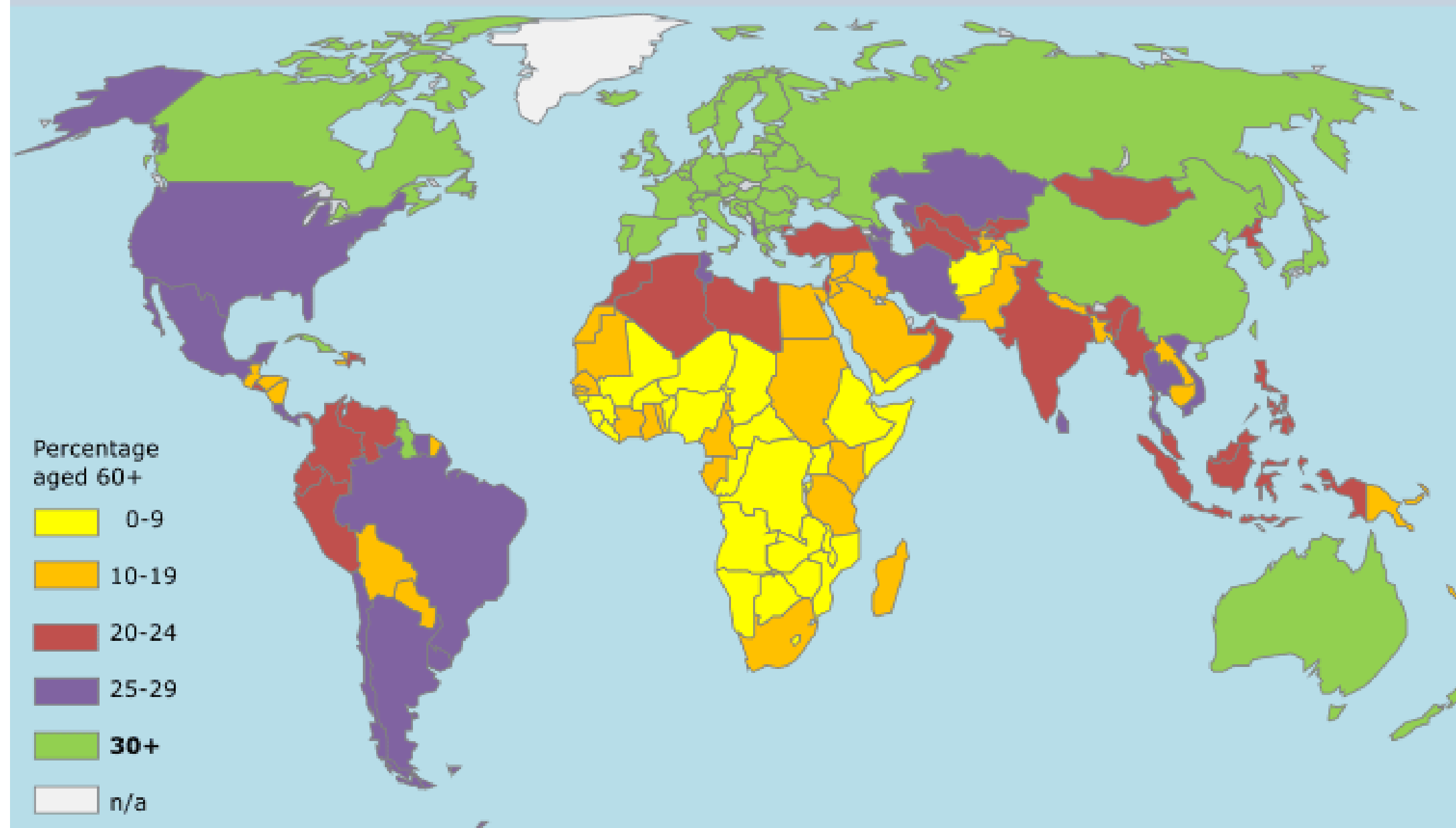
Source: UN Population Division



Ageing of the Population



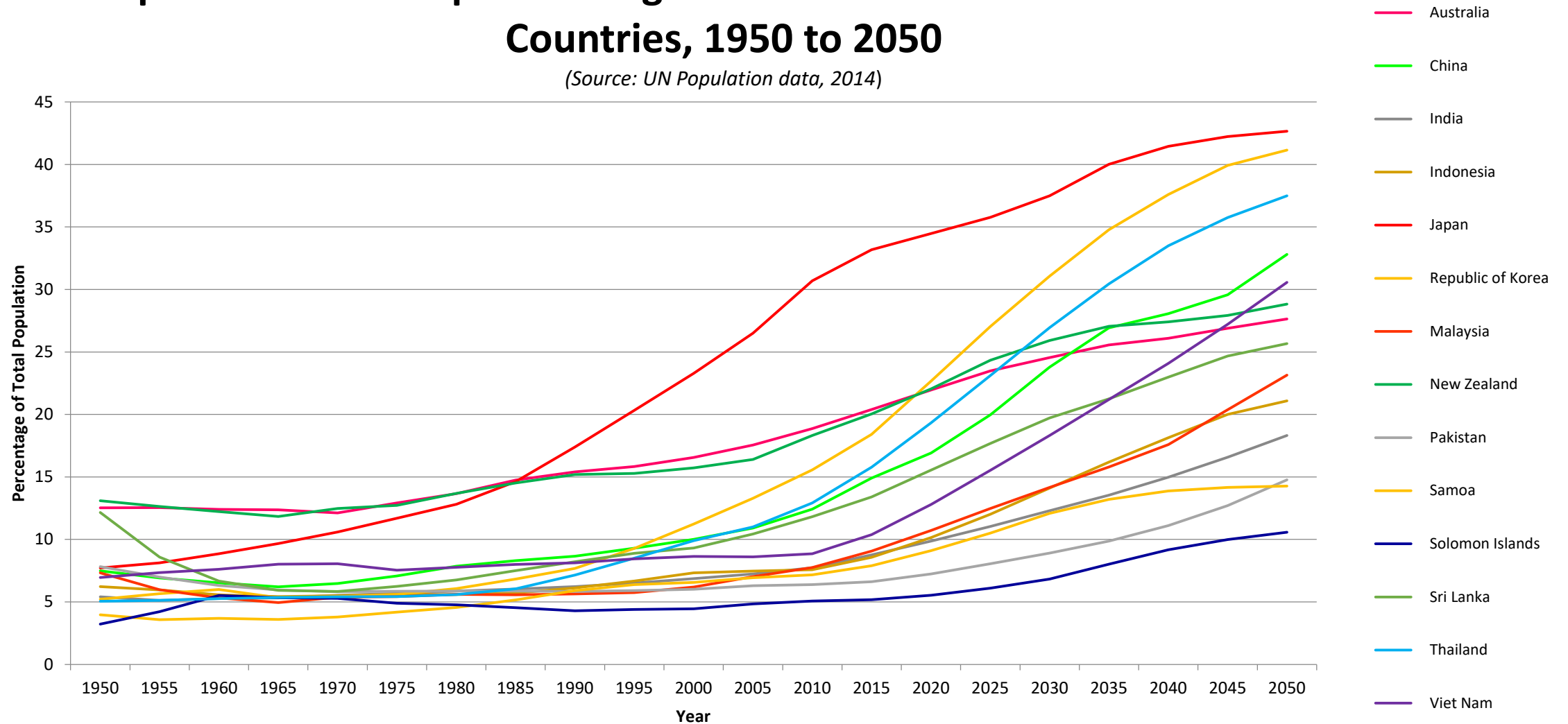
% aged 60 years or over in 2050



Ageing Populations: A Global Issue

Proportion of the Population Aged 60+ Years for Selected Asia-Oceania Countries, 1950 to 2050

(Source: UN Population data, 2014)



The Oldest Old

By 2050 the number of people aged 80 years and over is expected to be 268 million in lesser developed countries, compared to only 124 million in more developed countries

Number People Aged 80+		
	2010	2050
China	19.3m	90m
USA	12.1m	32m
India	8.1m	37m

Source: UN Population Data, 2014





Key Issues for Older People

- Declining health and mobility (impacts both ability to work and live independently)
- Traditional support systems being eroded
- Fewer children in families than previous generations to call on for help
- Increased global mobility means those children may live somewhere else – even in another country
- Government resources to devote to increasing older populations are limited
- Many older people are unable to accumulate sufficient resources during their working lives to support themselves

Ageing in the City





Place, Space and Ageing

‘Man, out of his intimate experience with his body and with other people, organizes space so that it conforms with and caters to his biological needs and social relations’ (Tuan, 1977, p.34)





Thinking about what we have covered so far.....

- How could an ageing population influence the use or function of urban spaces?
- And following on from that, how could an ageing population influence the design of urban spaces?
- Are our urban spaces good places to grow old?



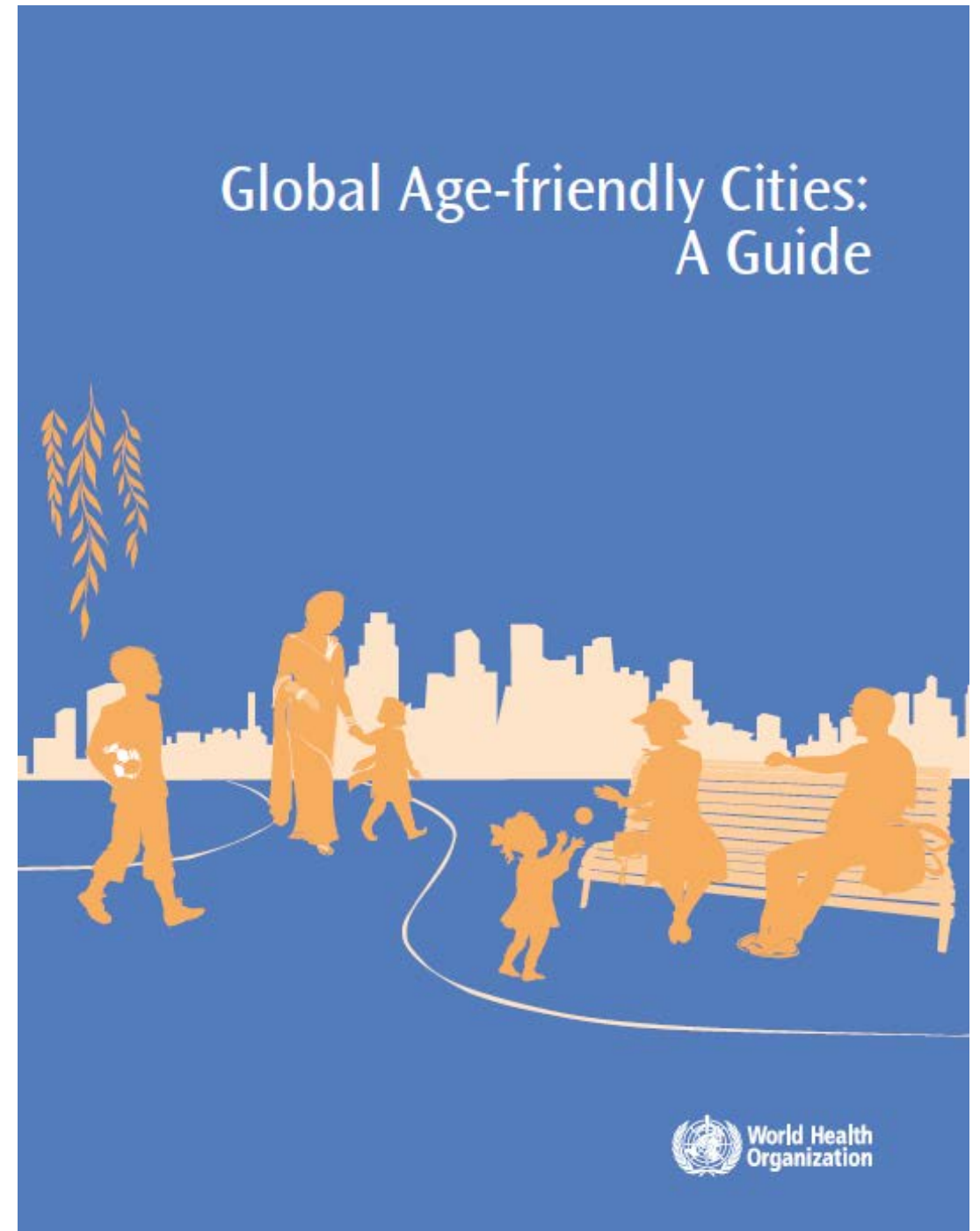
“Designing policies that address ageing issues requires a deep understanding of local circumstances, including communities’ economic assets, history and culture. Cities need to pay more attention to local circumstances to understand ageing, and its impact.”

Organisation of Economic Cooperation and Development
(2015) *Ageing in cities* p.8





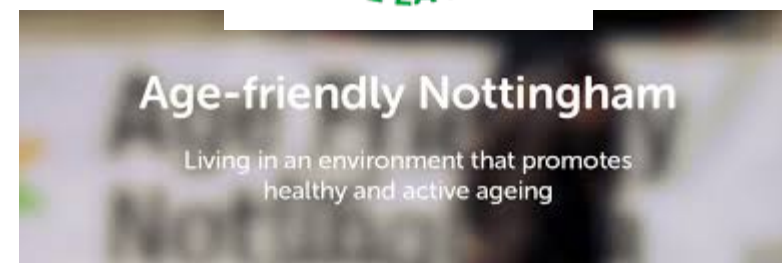
- UN Year of Older People in 1999
- WHO initiative in 2000s
- Based on Active Ageing principles
- Guide developed in 2007



Age Friendly Cities



“
Greater Manchester is
UK's first age-friendly
city-region



<http://www.who.int/ageing/age-friendly-environments/en/>



Examples of Age City Practices....

Tsuen Wan District Pedestrian Footbridge Network in Hong Kong



Examples of Age City Practices....

Free Public Bus Transport for Seniors – Velenje, Slovenia



CityBench Program – New York City



A great idea; but.....



